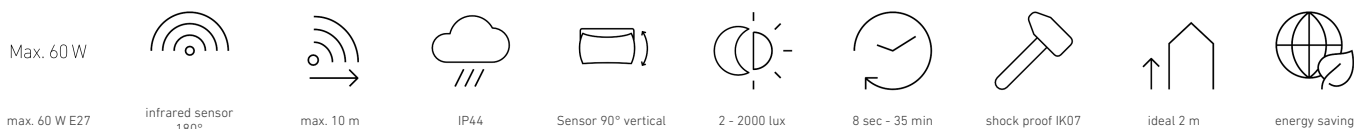


Sensor-switched outdoor light

L 20 S

Stainless steel
EAN 4007841 566814
Article number 566814



Function description

Ambience lighting squared. Designer sensor-switched outdoor light L 20 S, ideal for building entrances and building fronts, 180° angle of coverage, reach up to 10 m, selectable time and twilight threshold, sensor tilts through 90° for exact adjustment of the detection zone, stainless-steel trim panel.

Technical specifications

Dimensions (L x W x H)	85 x 230 x 250 mm	Mounting height max.	3,00 m
With lamp	No	Slave modeselectable	No
Manufacturer's Warranty	3 years	Sneak-by guard	Yes
Settings via	Potentiometers	Capability of masking out individual segments	Yes
With remote control	No	Electronic scalability	No
Version	Stainless steel	Mechanical scalability	No
PU1, EAN	4007841566814	Reach, radial	r = 3 m (14 m ²)
Application, place	Outdoors	Reach, tangential	r = 10 m (157 m ²)
Application, room	outdoors, front door, all round the building, terrace / balcony, courtyard & driveway	Photo-cell controller	Yes
Installation site	wall	Abdeckmaterial Lieferumfang	sticker
Impact resistance	IK07	Lamp	All-purpose lamp
IP-rating	IP44	Base	E27
Protection class	II	Soft light start	No
Ambient temperature	-20 – 40 °C	Twilight setting	2 – 2000 lx
Housing material	Stainless steel	Time setting	8 s – 35 Min.
Cover material	Plastic, opal	Basic light level function	No
		Interconnection	No

Sensor-switched outdoor light

L 20 S

Stainless steel
EAN 4007841 566814
Article number 566814

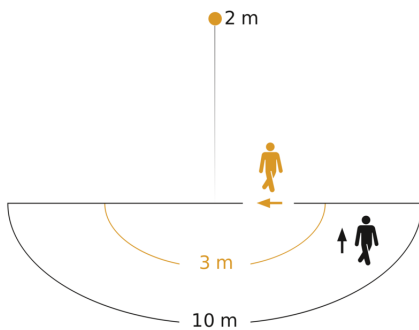


Technical specifications

Mains power supply	230 – 240 V / 50 Hz
Output	60 W
Power consumption	0,55 W

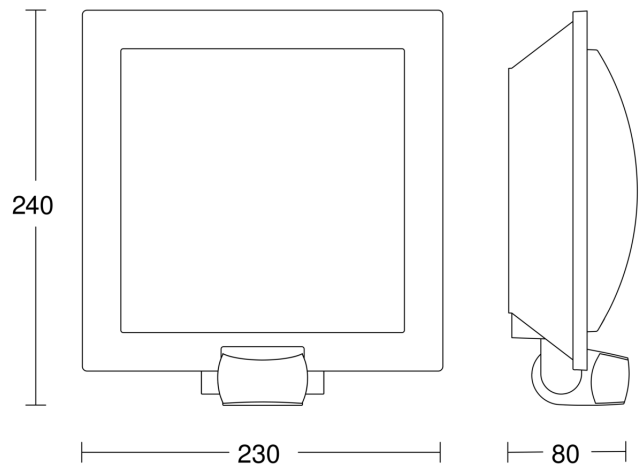
Optimum mounting height	2 m
Detection angle	180 °

Detection Zone



Possible mounting height: 1,80 m - 3,00 m
Orange: radial
Black: tangential

Dimension Drawing



Circuit diagram

